



AUCOTEC
Create Synergy – Connect Processes

RUPLAN

News 2025 (650)

January 2025

AUCOTEC AG

Hannoversche Str. 105
D- 30916 Isernhagen

Phone: +49 (0)511 61 03-0
Fax: +49 (0)511 61 40 74

www.aucotec.com

Copyright: All rights, especially the right of reproduction and distribution as well as translation, are reserved. No part of this book may be reproduced, stored in retrieval system, or transmitted in any form or by any means, electronic, mechanical, photocopying, microfilming, recording, or otherwise, without prior permission from **AUCOTEC AG**.

Exclusion of liability: Texts and software have been prepared with the greatest of care. The publishers as well as the authors cannot assume any legal or other liability of any nature for potential faulty statements and their consequences, which shall apply also for the software potentially included.

Trademarks RUPLAN® is a registered trade mark of the AUCOTEC AG, Germany. Microsoft Office Visio®, Microsoft SQL Server and Windows® are registered trademarks of Microsoft Corporation, USA.

Inhalt

1	Installation of RUPLAN 2025 - General	1
2	New Features/ Add-ons	2
2.1	Automatic cataloging when starting Ruplan with an empty catalog.....	2
2.2	Wiring material editor for cross-connections available in menu "Toolbox"	2
2.3	Borrowing FlexNet Licenses not possible in Ruplan Maintenance	3
2.4	Remove MEX from export menu.....	3
3	Fixed (and not fixed) errors	4
3.1	Bug 355011: Edit Project Configuration – list on right side is too small	4
3.2	Bug 367922: In the License Management 2023 and 2024, the list of licenses is deactivated	4
3.3	Bug 364645: Selection dialog for printers is not shown.....	4
3.4	Bug 377617: When creating Multi-Page PDFs, no log file is generated .	5
3.5	Bug 378293: EVU: The icon for „Find Text/Open Adress“ is deactivated in the sheet and symbol libraries	5
3.6	Bug 167409: Textchange using #TEXT does not work in the Object library.....	5
3.7	Bug 367057: AWT Textchange does not function anymore	5
3.8	Bug 376940: MPP: In Standard, the mask for unambiguity for potentials is wrong	6
3.9	Bug 375341: MPP: In Ruplan Standard, not PDF file has been created .	6
3.10	Bug 368017: „Delete *S-Symbol“ in the Catalog user menu did not work anymore.....	6
3.11	Bug 378295: MPP: The tree for terminal strips contains wrong entries.	6
4	Unsorted hints	7

1 Installation of RUPLAN 2025 - General

Starting with version 4.82, the setup was changed to MSI. But neither the general procedure, nor the type of the installation has been changed!

More information can be found in the installation guide.

Please check also the Readme files for the particular version.



Please note:

For multi-user access, it is mandatory to have a central MAIN area (**one** lock management for all users). If this is not considered, data can be corrupted.



Please note:

If you want to transfer data from RUPLAN to EB, please read the appropriate documentation. For example you have to choose mapping files to match your projects and run the necessary checks for the projects.



Please note:

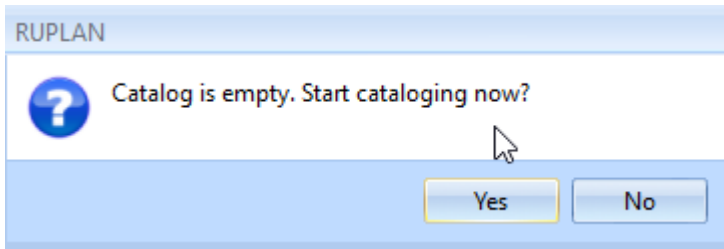
If you license RUPLAN via FlexNet, you must install the current FlexNet license server!

This new FlexNet Server also supports the older RUPLAN versions that can be licensed with FlexNet.

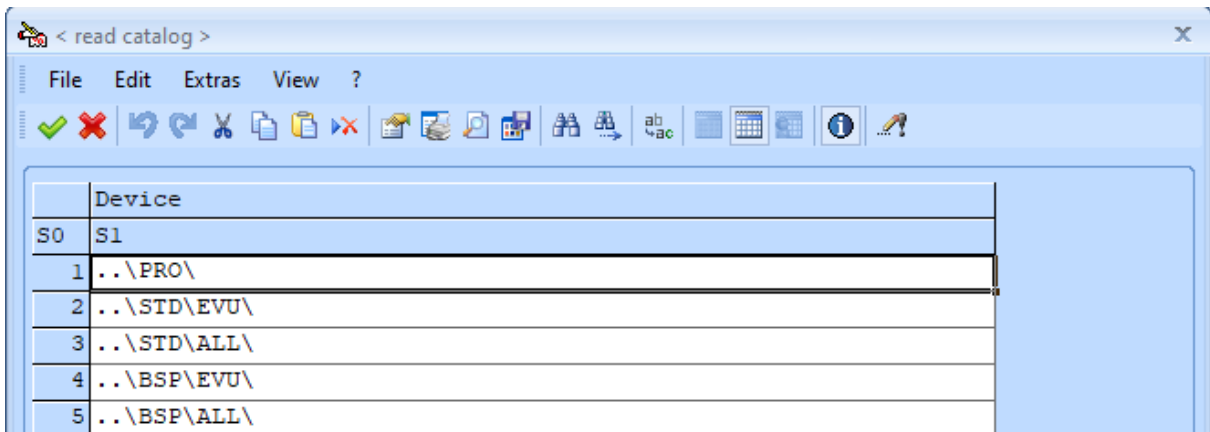
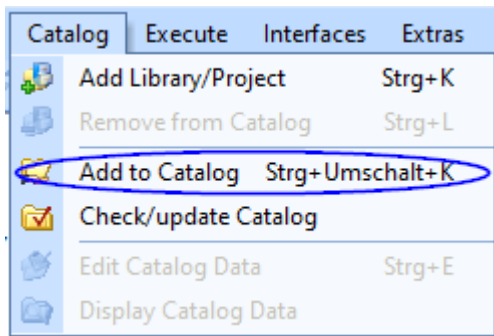
2 New Features/ Add-ons

2.1 Automatic cataloging when starting Ruplan with an empty catalog

After starting Ruplan, a check will be performed to see whether the catalog is empty. If so, the user will be given the choice to start cataloging now.



If the user chooses "Yes", the same process will be started as if using the known menu entry on top:



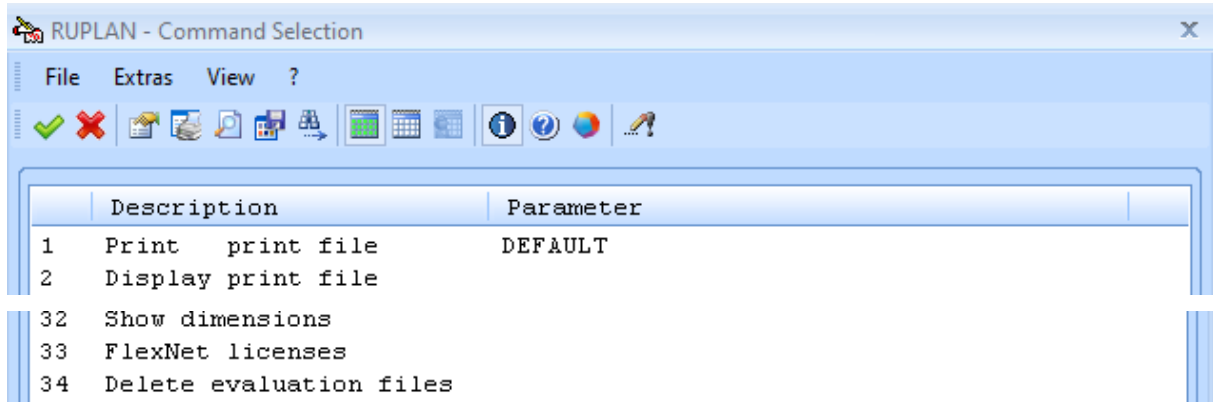
If the user chooses "No", Ruplan continues without cataloging anything. The catalog can of course be filled as usual later on.

2.2 Wiring material editor for cross-connections available in menu "Toolbox"

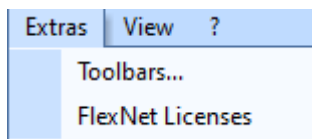
New entry in the menu "Toolbox":

2.3 Borrowing FlexNet Licenses not possible in Ruplan Maintenance

If working with FlexNet Licenses, it is possible to borrow these, using the menu "Extras" → "Command Selection" → "FlexNet Licenses":



This entry now exists in Ruplan Maintenance as well:



2.4 Remove MEX from export menu

The Mechatronic Explorer has been removed from Ruplan. Accordingly, the corresponding entries in the export menu, as well as in the installation routine of Ruplan have been removed.

3 Fixed (and not fixed) errors

3.1 Bug 355011: Edit Project Configuration – list on right side is too small

With right-click on a project, the configuration of this project can be edited. If the names of the libraries are too long, their end is cut of in the list on the right side of the window.



There is no possibility to increase the width of that list – increasing the size of the entire window does not change the width of the list.

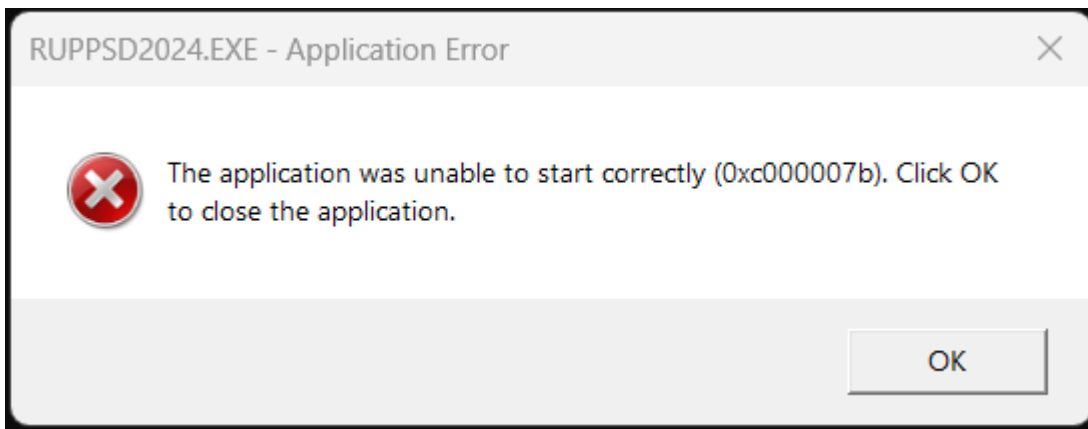
This has been fixed. Increasing or decreasing the size of the entire window will now change the size of the right list appropriately.

3.2 Bug 367922: In the License Management 2023 and 2024, the list of licenses is deactivated

In the License Management 2023 and 2024, the individual keys cannot be selected. This has been fixed.

3.3 Bug 364645: Selection dialog for printers is not shown

In Ruplan 2024, "Print with printer selection" is cancelled for select printers with an error message:



This has been fixed.

3.4 Bug 377617: When creating Multi-Page PDFs, no log file is generated

Starting with Ruplan 2025, some logging is available during creation of multi-page PDFs.

Logging is disabled by default and needs to be activated manually.

To do so, in the directory "[AUCOTEC_ROOT]\[RUPLAN_VERSION]\Cim-Dipp\" the file Ponm.cmd needs to be edited:

In line 64, change "set LogInfoMsgs=0" to set "LogInfoMsgs=1", then restart Ruplan. Logging statements will now be written to "[AUCOTEC_ROOT]\[RUPLAN_VERSION]\Temp" into a file ending with _PONP.LOG.

"[AUCOTEC_ROOT]" usually evaluates to "C:\AUCOSOFT\".

Ponm.cmd with activate Logging:

```
62 IF "%TmpNum%"=="1" CALL :NEW_LOG
63 SET Main=%RUP$Main:~0,-5%
64 set LogInfoMsgs=1
65 IF "%TmpMax%"=="%TmpNum%" %RUP$DIPP%RUPPDF.exe %TmpPDF% %PDF_LOGF% %LogInfoMsgs%
66
```

3.5 Bug 378293: EVU: The icon for „Find Text/Open Adress“ is deactivated in the sheet and symbol libraries

While working in the "Sheet" or "Symbol" tab, the user can select the menu entry "Find Text/Open Address" in the menu "Toolbox". However, the corresponding icon the toolbar was always deactivated. This has been fixed.

3.6 Bug 167409: Textchange using #TEXT does not work in the Object library

Ion Objects, texts with reference to a connection could not be changed using an evaluation. Until now, the AWT used to changed the connection text aborted during execution.

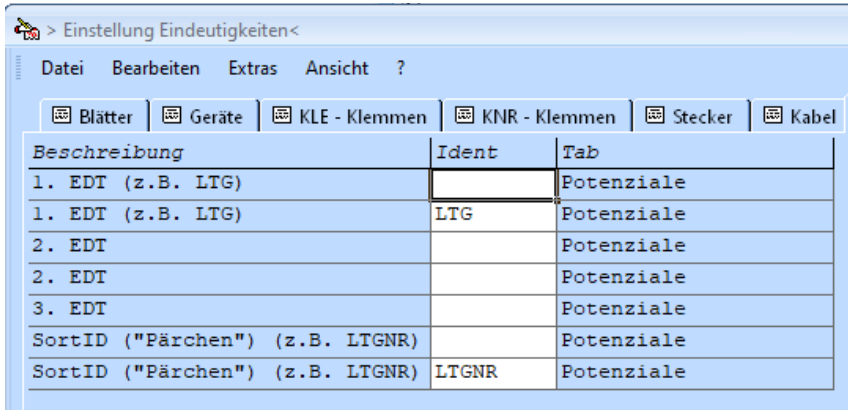
Starting with Ruplan 2025, a informational message will be shown and the evaluation will be finished.

3.7 Bug 367057: AWT Textchange does not function anymore

An AWT command of the form C #TEXT T&BR="*\0.81" did not changed the width of the text. This has been fixed.

3.8 Bug 376940: MPP: In Standard, the mask for unambiguity for potentials is wrong

The wrong mask to define the unambiguity of potentials was displayed.



This has been fixed.

3.9 Bug 375341: MPP: In Ruplan Standard, no PDF file has been created

The checkbox „with C-sheets“ has wrongly been evaluated in Ruplan Standard projects. Using a certain constellation of options (i.e. using sheet names starting with “C”), this lead to no PDF being created.

This has been fixed.

3.10 Bug 368017: „Delete *S-Symbol“ in the Catalog user menu did not work anymore

This has been fixed.

3.11 Bug 378295: MPP: The tree for terminal strips contains wrong entries.

This has been fixed.

4 Unsorted hints

1. the "UserConfig Id" in the rclx files is always numeric!
Letters are not allowed (also no hexadecimal numbers or similar).
2. the selection "Export VNS" in the menu always outputs level 1!
To output VNS level 2, the project must be selected with user menu. Only then the old masks with the selection of the VNS version come.
3. RUPLAN version numbers can be found
 - a. In the title line (example: "RUPLAN 2025")
 - b. In the info about dialog in RUPLAN (example: "Version 6.50")
 - c. In the file dialog of RUPLAN2025.EXE in Details (example: "File version = 6.5.0.74")
 - d. In the Windows dialog "Apps and Features" (example: "6.50.74.0918")